



PARK RIDGE POLICE PENSION FUND

**A FIDUCIARY COMPONENT UNIT OF THE
CITY OF PARK RIDGE, ILLINOIS**

ACCOUNTANT'S COMPILATION REPORT

For the Three Months Ended March 31, 2022



SIKICH.COM

CITY OF PARK RIDGE, ILLINOIS
POLICE PENSION FUND
TABLE OF CONTENTS

	<u>Page(s)</u>
ACCOUNTANT’S COMPILATION REPORT.....	1
BASIC FINANCIAL STATEMENTS	
Statement of Fiduciary Net Position	2
Statement of Changes in Fiduciary Net Position	3
SUPPLEMENTARY INFORMATION	
Balance Sheet.....	4-8
Cash and Investments Chart.....	9
Revenue Report.....	10-14
Revenues Chart	15
Expense Report	16
Expenses Chart.....	17
Member Contributions Report	18-19
Property Tax Revenue Collections Analysis.....	20
Cash Projections Report.....	21
Disbursement Warrant	22

1415 West Diehl Road, Suite 400
Naperville, IL 60563
630.566.8400

SIKICH.COM

ACCOUNTANT'S COMPILATION REPORT

The Honorable President
Members of the Board of Trustees
Park Ridge Police Pension Fund
City of Park Ridge, Illinois 60068

Management is responsible for the accompanying statement of fiduciary net position of Park Ridge Police Pension Fund, a fiduciary component unit of the City of Park Ridge, Illinois, as of March 31, 2022 and the related statement of changes in fiduciary net position for the three months ended March 31, 2022. We have performed a compilation engagement in accordance with Statements on Standards for Accounting and Review Services promulgated by the Accounting and Review Services Committee of the AICPA. We did not audit or review the financial statements nor were we required to perform any procedures to verify the accuracy or completeness of the information provided by management. Accordingly, we do not express an opinion, a conclusion, nor provide any form of assurance on these financial statements.

The accompanying supplementary information is presented for purposes of additional analysis and is not a required part of the basic financial statements. Such information is the responsibility of management. The supplementary information was subject to our compilation engagement. We have not audited or reviewed the supplementary information and do not express an opinion, a conclusion, nor provide any assurance on such supplementary information.

Management has elected to omit substantially all of the disclosures and required supplementary information required by accounting principles generally accepted in the United States of America. If the omitted disclosures and required supplementary information were included in the financial statements, they might influence the user's conclusions about the Police Pension Fund's assets, liabilities, net position, additions and deductions. Accordingly, these financial statements are not designed for those who are not informed about such matters.

Sikich LLP

Naperville, Illinois
April 7, 2022

BASIC FINANCIAL STATEMENTS

Park Ridge Police Pension Fund
Statement of Fiduciary Net Position
March 31, 2022

ASSETS

Cash and Investments	
Demand Deposits	\$ 1,872,893.61
Corporate Bonds	8,588,406.17
Certificates of Deposit	479,293.38
US Treasury Notes	2,167,758.89
Federal Farm Credit Bank	3,481,700.49
Federal Home Loan Mortgage Corp	396,637.91
Federal Home Loan Bank	5,525,723.18
Federal National Mortgage Association	386,027.28
Mutual Funds	46,180,903.78
Other Assets	
Accrued Interest Receivable	<u>75,635.51</u>
 Total Assets	 69,154,980.20

LIABILITIES

Accounts Payable	<u>-</u>
------------------	----------

NET POSITION RESTRICTED FOR PENSIONS \$ 69,154,980.20

(See accountant's compilation report.)

Park Ridge Police Pension Fund
Statement of Changes in Fiduciary Net Position
For the Three Months Ended March 31, 2022

ADDITIONS

Contributions		
Employer Contributions		\$ 1,655,404.44
Employee Contributions		<u>115,933.41</u>
Total Contributions		<u>1,771,337.85</u>
Investment Income		
Net Appreciation (Depreciation)		
in Fair Value of Investments		
Fixed Income Securities		(1,129,671.41)
Mutual Funds		(3,004,562.45)
Interest and Dividends		
Demand Deposits		45.93
Fixed Income Securities		99,793.38
Mutual Funds		<u>14,072.61</u>
Total Investment Income		(4,020,321.94)
Less Investment Expense		<u>(43,833.83)</u>
Net Investment Income		<u>(4,064,155.77)</u>
Total Additions		<u>(2,292,817.92)</u>

DEDUCTIONS

Pension Benefits and Refund of Contributions		
Pension Benefits		1,102,504.29
Refund of Contributions		43,422.28
Administrative Expenses		
Insurance		-
Professional Services		12,054.00
Other Expenses		<u>795.00</u>
Total Deductions		<u>1,158,775.57</u>

Net Increase (Decrease) (3,451,593.49)

Net Position Restricted for Pensions
May 1 72,606,573.69

End of Period \$ 69,154,980.20

(See accountant's compilation report.)

SUPPLEMENTARY INFORMATION

Park Ridge Police Pension Fund

Balance Sheet

March 31, 2022

Demand Deposits

0-0-1102.002	CK - MSSB CHECKING #225-918793	\$ 3,717.65
0-0-1104.003	MM - MSSB #225-918766	1,456,484.47
0-0-1105.007	MM - MSSB #225-918770	-
0-0-1105.009	MM - MSSB #225-027572	398,907.70
0-0-1105.010	MM - VANGUARD #9456	13,783.79
0-0-1105.011	MM - MSSB #225-033862	-

Total Demand Deposits

1,872,893.61

Corporate Bonds

0-0-1151.026	CORP BOND-BP CAP MKTS DUE 5/10/23	127,010.84
0-0-1151.052	CORP BOND-LOYOLA UNIVERSITY DUE 7/1/22	93,900.43
0-0-1151.159	CORP BOND-GOLDMAN SACHS DUE 9/29/25	219,362.30
0-0-1151.168	CORP BOND-VIRGINIA E&G CO DUE 9/1/22	30,753.30
0-0-1151.184	CORP BOND-CVS HEALTH CORP DUE 3/25/28	13,844.88
0-0-1151.186	CORP BOND-VIRGINIA ELEC DUE 1/15/26	105,937.58
0-0-1151.198	CORP BOND-UNION PACIFIC DUE 9/10/28	251,675.89
0-0-1151.205	CORP BOND-COMERICA INC DUE 7/31/23	78,849.31
0-0-1151.218	CORP BOND - ROYAL BK CANADA DUE 10/5/23	89,812.80
0-0-1151.225	CORP BOND - DOWDUPONT INC 11/15/25	66,133.70
0-0-1151.243	CORP BOND- PNC FINANCIAL DUE 1/23/24	59,074.95
0-0-1151.246	CORP BOND- AT&T DUE 3/1/29	144,434.62
0-0-1151.258	CORP BOND - ORACLE DUE 7/15/26	95,580.00
0-0-1151.283	CORP BOND - AMERICAN HONDA DUE 6/27/24	78,473.45
0-0-1151.303	CORP BOND - ANHEUSER #AQ3 DUE 1/23/29	39,586.21
0-0-1151.306	CORP BOND - STARBUCKS #AT6 DUE 8/15/29	128,624.75
0-0-1151.309	CORP BOND - HOME DEPOT 6/15/29 #BY7	195,039.01
0-0-1151.311	CORP BOND - APPLE INC DUE 9/11/26 #DN7	129,045.30
0-0-1151.315	CORP BOND - PNC FINANC DUE 1/22/30 #AZ8	285,645.50
0-0-1151.319	CORP BOND - SHELL INTER DUE 11/7/29 #CD2	149,939.52
0-0-1151.326	CORP BOND - AMGEN DUE 2/21/30 #CU2	28,925.68
0-0-1151.327	CORP BOND - FNB DUE 2/24/23 #AA9	52,960.25
0-0-1151.332	CORP BOND - CANADIAN PACIF 3/5/30 #AA5	16,966.34
0-0-1151.334	CORP BOND - BOOKING HOLD 6/1/26 #AZ9	34,766.28
0-0-1151.336	CORP BOND - GILEAD SCIENCES 3/1/26 #BF9	34,741.57
0-0-1151.337	CORP BOND - BOOKING HOLD 3/15/25 #AW6	37,401.90
0-0-1151.340	CORP BOND - JPMORGAN CHASE 3/13/26 #BH8	300,626.59
0-0-1151.342	CORP BOND - CONSOLIDATED EDI 4/1/30 #FX6	96,835.77
0-0-1151.354	CORP BOND - WALT DISNEY 9/1/29 #FL5	117,034.35
0-0-1151.355	CORP BOND - BK OF MONTREAL 5/1/25 #B85	56,905.44
0-0-1151.366	CORP BOND - AMERICAN INTER 6/30/25 #DQ7	45,259.22
0-0-1151.387	CORP BOND - HEWLETT PACKARD 4/1/24 #BJ7	137,226.27
0-0-1151.390	CORP BOND - BK OF NOVA SCOT 6/11/25 #VL7	117,094.40
0-0-1151.391	CORP BOND - UNITED PARCEL 4/1/25 #BX3	60,985.10

(This statement is continued on the following pages.)

Park Ridge Police Pension Fund

Balance Sheet (Continued)

March 31, 2022

Corporate Bonds (Continued)

0-0-1151.393	CORP BOND - WASTE CONN 12/1/28 #AH3	\$	41,149.85
0-0-1151.394	CORP BOND - BOEING 5/1/25 #CT0		175,910.18
0-0-1151.405	CORP BOND - BAT CAPITAL 3/25/28 #BR5		35,234.50
0-0-1151.422	CORP BOND - COCA COLA #CV0 6/1/30		7,653.76
0-0-1151.423	CORP BOND - VERIZON COMM #EU4 12/3/29		35,871.58
0-0-1151.429	CORP BOND - BAT CAPITAL 4/2/30 #BN4		45,060.21
0-0-1151.430	CORP BOND - GOLDMAN SACHS 1/27/32 #XR0		56,913.08
0-0-1151.435	CORP BOND - CANADIAN IMP 1/28/25 #LZ5		100,662.06
0-0-1151.442	CORP BOND - PACIFIC GAS 3/10/23 #JS7		79,000.00
0-0-1151.443	CORP BOND - BANK OF AMER 3/11/27 #JQ3		179,756.78
0-0-1151.446	CORP BOND - CHARLES SCHWAB 3/20/28 #BP9		113,651.53
0-0-1151.447	CORP BOND - UNITEDHEALTH 7/15/25 #CP5		83,307.62
0-0-1151.448	CORP BOND - AT&T 3/25/26 #ML3		62,894.79
0-0-1151.450	CORP BOND - AMERICAN HONDA 3/24/28 #DW8		37,935.78
0-0-1151.453	CORP BOND - JPMORGAN CHASE 2/4/32 #BX3		15,186.37
0-0-1151.455	CORP BOND - GENERAL MOTORS 4/10/28 #DH6		34,042.09
0-0-1151.456	CORP BOND - COCA COLA 3/15/28 #DD9		56,694.98
0-0-1151.458	CORP BOND - BANK OF AMER 7/22/27 #JS9		134,756.94
0-0-1151.462	CORP BOND - ROYAL BK CANADA 4/27/26 #ZQ3		71,853.84
0-0-1151.464	CORP BOND - JPMORGAN CHASE 4/22/27 #CB0		125,683.54
0-0-1151.467	CORP BOND - GOLDMAN SACHS 3/9/27 #YA6		305,109.75
0-0-1151.471	CORP BOND - CITIGROUP 5/1/25 #MX6		45,245.25
0-0-1151.476	CORP BOND - FIFTH THIRD 1/25/24 #CX6		135,100.16
0-0-1151.482	CORP BOND - CHEVRON 5/16/26 #BL3		102,257.90
0-0-1151.483	CORP BOND - MASTERCARD 3/26/27 #AR5		78,026.20
0-0-1151.486	CORP BOND - NEXTERA 6/15/28 #BW9		132,470.00
0-0-1151.487	CORP BOND - JPMORGAN 6/23/25 #CK0		130,302.90
0-0-1151.489	CORP BOND - MERCK & CO 2/10/25 #AR6		98,168.60
0-0-1151.490	CORP BOND - MICROSOFT 8/8/26 #BR4		117,396.40
0-0-1151.491	CORP BOND - INTERNATIONAL 2/12/24 #HU8		107,707.00
0-0-1151.493	CORP BOND - WALT DISNEY 1/13/26 #FV3		82,667.20
0-0-1151.494	CORP BOND - DUKE ENERGY 6/1/30 #BH7		82,149.60
0-0-1151.498	CORP BOND - TORONTO-DOM 6/12/25 #CH9		150,276.25
0-0-1151.499	CORP BOND - CROWN CASTLE 7/15/26 #AV3		69,012.30
0-0-1151.500	CORP BOND - INTEL 11/15/29 #BH2		91,218.85
0-0-1151.501	CORP BOND - PHILIP MORRIS 2/25/26 #BT5		59,013.90
0-0-1151.502	CORP BOND - ALTRIA 2/14/29 #BD4		58,384.00
0-0-1151.504	CORP BOND - BROADCOM 9/15/26 #AN1		19,628.28
0-0-1151.505	CORP BOND - MCDONALDS 7/1/25 #FN9		38,132.85
0-0-1151.506	CORP BOND - BP CAPITAL 1/16/27 #AV2		37,878.40
0-0-1151.507	CORP BOND - CSX CORP 3/1/28 #HJ5		34,022.10
0-0-1151.508	CORP BOND - BANK OF AMER 3/15/25 #HR3		26,696.50
0-0-1151.509	CORP BOND - ABBVIE 5/14/25 #AQ2		21,850.80
0-0-1151.515	CORP BOND - PNC FINANCIAL 8/13/26 #BB0		59,886.60
0-0-1151.516	CORP BOND - NORTHROP 1/15/28 #BN1		49,248.00

(This statement is continued on the following pages.)

Park Ridge Police Pension Fund

Balance Sheet (Continued)

March 31, 2022

Corporate Bonds (Continued)

0-0-1151.517	CORP BOND - TORONTO DOM 9/10/26 #ZG0	\$ 86,823.39
0-0-1151.518	CORP BOND - BK OF NEW YORK 10/24/24 #AL1	117,029.92
0-0-1151.519	CORP BOND - GENERAL MOT 1/8/26 #DD5	204,516.00
0-0-1151.520	CORP BOND - APPLE 9/11/29 #DP2	161,480.55
0-0-1151.521	CORP BOND - VERIZON COMM 3/22/28 #GH1	320,482.48
0-0-1151.522	CORP BOND - TRANSCANADA 10/12/24 #BB4	94,972.45
0-0-1151.523	CORP BOND - CAPITAL ONE 11/2/27 #CH6	159,000.00
0-0-1151.524	CORP BOND - PROCTOR & GAM 3/25/30 #FH7	15,663.15
0-0-1151.526	CORP BOND - WESTPAC BANK 11/20/28 #EW9	90,000.00
0-0-1151.528	CORP BOND - APPLE INC 2/8/28 #EC0	104,722.97
0-0-1151.529	CORP BOND - UNITEDHEALTH 5/15/30 #DX7	32,127.93
0-0-1151.530	CORP BOND - AMER HONDA 1/12/29 #EB3	61,860.50
0-0-1151.533	CORP BOND - STATE STREET 2/7/33 #BT9	127,000.00
0-0-1151.534	CORP BOND - CITIGROUP 2/24/28 #NG2	109,087.34
0-0-1151.535	CORP BOND - AMGEN 2/22/29 #DD9	61,943.47
0-0-1151.537	CORP BOND - BERKSHIRE HATH 3/15/32 #DA6	89,968.50
0-0-1151.539	CORP BOND - WELLS FARGO 3/24/28 #2V4	126,102.00
0-0-1151.540	CORP BOND - CAPITAL ONE 12/6/24 #CK9	53,425.90
0-0-1151.541	CORP BOND - LOWE'S CO 4/1/27 #EG8	24,984.62
0-0-1151.999	UNREALIZED GAINS(LOSSES) - CORP BONDS	<u>(598,307.77)</u>
	Total Corporate Bonds	<u>8,588,406.17</u>

Certificates of Deposit

0-0-1152.036	CD - JPMORGAN CHASE BK DUE 12/4/23 #RZ4	243,635.60
0-0-1152.037	CD - HSBC BK USA MCLEAN DUE 5/7/25 #E33	248,000.00
0-0-1152.999	UNREALIZED GAINS(LOSSES) - CDS	<u>(12,342.22)</u>
	Total Certificates of Deposit	<u>479,293.38</u>

US Treasury Notes

0-0-1252.133	US TREAS NOTE #DV0 DUE 1/31/24	1,592,299.08
0-0-1252.137	US TREAS NOTE #DZ1 DUE 2/15/25	471,037.50
0-0-1252.138	US TREAS NOTE #EC1 DUE 2/28/27	127,187.55
0-0-1252.999	UNREALIZED GAINS(LOSSES) - US TREAS NOTE	<u>(22,765.24)</u>
	Total US Treasury Notes	<u>2,167,758.89</u>

Federal Farm Credit Bank

0-0-1284.038	FFCB #ER3 DUE 3/28/34	216,000.00
0-0-1284.086	FFCB #FJ4 DUE 12/1/31	257,596.30
0-0-1284.087	FFCB #GR5 DUE 12/9/31	170,000.00
0-0-1284.094	FFCB #5S7 DUE 3/20/29	152,525.30
0-0-1284.095	FFCB #LP3 DUE 1/19/34	109,580.80
0-0-1284.096	FFCB #RY4 DUE 6/27/29	120,804.00

(This statement is continued on the following pages.)

Park Ridge Police Pension Fund

Balance Sheet (Continued)

March 31, 2022

Federal Farm Credit Bank (Continued)

0-0-1284.097	FFCB #WK8 DUE 7/25/29	\$ 75,345.00
0-0-1284.098	FFCB #PC8 DUE 2/17/32	221,000.00
0-0-1284.100	FFCB #PV6 DUE 2/23/37	626,013.20
0-0-1284.101	FFCB #PU8 DUE 2/23/28	212,957.40
0-0-1284.102	FFCB #FG6 DUE 4/1/39	146,321.20
0-0-1284.103	FFCB #PM6 DUE 2/23/35	134,000.00
0-0-1284.104	FFCB #XQ7 DUE 8/23/38	279,693.00
0-0-1284.105	FFCB #V22 DUE 11/21/33	291,461.70
0-0-1284.106	FFCB #TX8 DUE 4/5/32	566,000.00
0-0-1284.999	UNREALIZED GAINS(LOSSES) - FFCB	<u>(97,597.41)</u>

Total Federal Farm Credit Bank 3,481,700.49

Federal Home Loan Mortgage Corp

0-0-1285.034	FHLMC NOTE DUE 7/1/31 #TX5	\$ 428,940.85
0-0-1285.999	UNREALIZED GAINS(LOSSES) - FHLMC	<u>(32,302.94)</u>

Total Federal Home Loan Mortgage Corp 396,637.91

Federal Home Loan Bank

0-0-1286.054	FHLB BOND #GJ7 DUE 3/23/26	1,314,337.05
0-0-1286.065	FHLB BOND #FD6 DUE 3/25/30	668,039.37
0-0-1286.072	FHLB BOND #KV1 DUE 8/26/27	230,000.00
0-0-1286.075	FHLB BOND #SS4 DUE 4/14/31	334,266.00
0-0-1286.080	FHLB BOND #SX4 DUE 11/23/26	100,000.00
0-0-1286.086	FHLB BOND #2B8 DUE 12/22/26	630,000.00
0-0-1286.088	FHLB BOND #3F8 DUE 12/10/24	120,000.00
0-0-1286.091	FHLB BOND #N25 DUE 7/26/24	255,000.00
0-0-1286.094	FHLB BOND #MT9 DUE 6/24/26	165,891.00
0-0-1286.095	FHLB BOND #ZT3 DUE 3/8/27	180,000.00
0-0-1286.096	FHLB BOND #VP5 DUE 2/24/37	112,691.95
0-0-1286.097	FHLB BOND #5T4 DUE 3/14/25	175,000.00
0-0-1286.098	FHLB BOND #ED2 DUE 2/24/27	368,021.50
0-0-1286.100	FHLB BOND #K75 DUE 4/13/27	105,000.00
0-0-1286.101	FHLB BOND #M40 DUE 4/21/27	750,000.00
0-0-1286.102	FHLB BOND #M65 DUE 4/26/24	235,000.00
0-0-1286.999	UNREALIZED GAINS(LOSSES) - FHLB	<u>(217,523.69)</u>

Total Federal Home Loan Bank 5,525,723.18

(This statement is continued on the following page.)

Park Ridge Police Pension Fund

Balance Sheet (Continued)

March 31, 2022

Federal National Mortgage Association

0-0-1287.019	FNMA POOL #4G3	\$ 95,285.02
0-0-1287.021	FNMA POOL #C92	123,614.25
0-0-1287.022	FNMA POOL #5P4	23,630.40
0-0-1287.023	FNMA POOL #EN5	158,734.65
0-0-1287.999	UNREALIZED GAINS(LOSSES) - FNMA	<u>(15,237.04)</u>
	Total Federal National Mortgage Association	<u>386,027.28</u>

Mutual Funds

0-0-1550.004	MSSB - EUROPACIFIC GROWTH FUND	1,220,244.60
0-0-1550.006	MSSB - VANGUARD TOTAL STK MKT	19,071,032.40
0-0-1550.008	MSSB - VANGUARD SM CAP IDX INV	2,412,598.10
0-0-1550.010	MSSB - JP MORGAN EQUITY INC SEL	2,889,223.25
0-0-1550.014	MSSB - VANGUARD MID CAP INDEX	6,954,386.72
0-0-1550.015	VAN - VANGUARD GROWTH INDEX FUND	3,177,585.84
0-0-1550.016	VAN - VANGUARD DEVEL MARKETS INDX	2,650,611.80
0-0-1550.017	VAN - VANGUARD SMALL CAP INDEX	5,562,892.72
0-0-1550.021	MSSB - FIDELITY ADV INTL SM CAP	635,291.75
0-0-1550.022	MSSB - VIRTRUS KAR INTL SMALL CAP	580,383.42
0-0-1550.023	FIDELITY ADV GRW OPPORT	<u>1,026,653.18</u>
	Total Mutual Funds	<u>46,180,903.78</u>

Other Assets

0-0-1900.000	ACCRUED INTEREST RECEIVABLE	<u>75,635.51</u>
		<u>75,635.51</u>

TOTAL ASSETS

\$ 69,154,980.20

Liabilities

0-0-2000.000	ACCOUNTS PAYABLE	<u>\$ -</u>
	Total Liabilities	<u>-</u>

Fund Balance

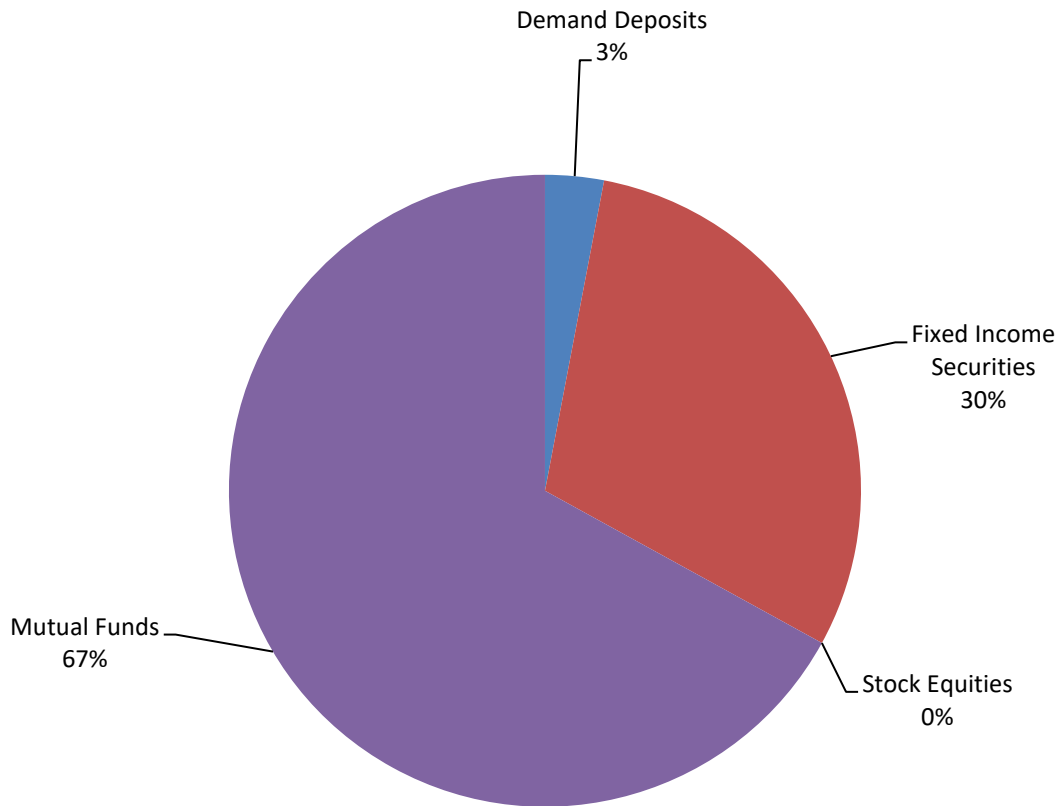
0-0-3000.001	FUND BALANCE	<u>\$ 69,154,980.20</u>
	Total Fund Balance	<u>69,154,980.20</u>

TOTAL LIABILITIES AND FUND BALANCE

\$ 69,154,980.20

(See accountant's compilation report.)

**Park Ridge Police Pension Fund
Cash and Investments
March 31, 2022**



(See accountant's compilation report.)

Park Ridge Police Pension Fund
Revenue Report
For the Three Months Ended March 31, 2022

		<u>Current Month</u>	<u>Year to Date</u>
Revenues			
Municipal and Member Contributions			
Employer Contributions			
0-0-4000.000	CURRENT TAX	\$ 1,145,354.58	\$ 1,655,404.44
0-0-4020.000	PERSONAL PROP REPLACEMENT TAX	-	-
	Total Employer Contributions	<u>1,145,354.58</u>	<u>1,655,404.44</u>
Employee Contributions			
0-0-4050.000	CONTRIBUTIONS - CURRENT YEAR	<u>38,447.12</u>	<u>115,933.41</u>
	Total Employee Contributions	<u>38,447.12</u>	<u>115,933.41</u>
	Total Employer and Employee Contributions	<u>1,183,801.70</u>	<u>1,771,337.85</u>
Income Cash and Investments			
Interest Demand Deposits			
0 0-0-4102.002	CK - MSSB CHECKING #225-918793	0.36	1.64
0 0-0-4104.003	MM - MSSB #225-918766	3.39	17.69
0 0-0-4105.007	MM - MSSB #225-918770	-	-
0 0-0-4105.009	MM - MSSB #225-027572	11.23	23.88
0 0-0-4105.010	MM - VANGUARD #9456	1.73	2.72
0 0-0-4105.011	MM - MSSB #225-033862	-	-
	Total Interest Demand Deposits	<u>16.71</u>	<u>45.93</u>
Income Fixed Income Securities			
Income Corporate Bonds			
0-0-4151.052	CORP BOND-LOYOLA UNIVERSITY DUE 7/1/22	-	1,455.55
0-0-4151.159	CORP BOND-GOLDMAN SACHS DUE 9/29/25	3,353.80	3,353.80
0-0-4151.168	CORP BOND-VIRGINIA E&G CO DUE 9/1/22	517.50	517.50
0-0-4151.184	CORP BOND-CV5 HEALTH CORP DUE 3/25/28	258.00	258.00
0-0-4151.186	CORP BOND-VIRGINIA ELEC DUE 1/15/26	-	66.42
0-0-4151.198	CORP BOND-UNION PACIFIC DUE 9/10/28	4,384.50	4,384.50
0-0-4151.205	CORP BOND-COMERICA INC DUE 7/31/23	-	1,406.00
0-0-4151.243	CORP BOND- PNC FINANCIAL DUE 1/23/24	-	962.50
0-0-4151.246	CORP BOND- AT&T DUE 3/1/29	3,665.60	3,665.60
0-0-4151.258	CORP BOND - ORACLE DUE 7/15/26	-	1,192.50
0-0-4151.303	CORP BOND - ANHEUSER #AQ3 DUE 1/23/29	(109.78)	341.47
0-0-4151.306	CORP BOND - STARBUCKS #AT6 DUE 8/15/29	-	1,381.04
0-0-4151.311	CORP BOND - APPLE INC DUE 9/11/26 #DN7	1,240.25	1,240.25
0-0-4151.313	CORP BOND - CATERPILLAR DUE 11/8/24 #3B3	-	214.05
0-0-4151.315	CORP BOND - PNC FINANC DUE 1/22/30 #AZ8	-	3,493.50
0-0-4151.326	CORP BOND - AMGEN DUE 2/21/30 #CU2	-	343.00
0-0-4151.327	CORP BOND - FNB DUE 2/24/23 #AA9	-	583.00
0-0-4151.329	CORP BOND - BP CAPITAL DUE 9/21/28 #AC4	-	932.08
0-0-4151.332	CORP BOND - CANADIAN PACIF 3/5/30 #AA5	174.25	174.25
0-0-4151.336	CORP BOND - GILEAD SCIENCES 3/1/26 #BF9	565.75	565.75
0-0-4151.337	CORP BOND - BOOKING HOLD 3/15/25 #AW6	638.75	638.75
0-0-4151.340	CORP BOND - JPMORGAN CHASE 3/13/26 #BH8	2,937.33	3,258.13
0-0-4151.343	CORP BOND - TOYOTA MOTOR DUE 4/1/25 #GX7	788.50	1,709.34
0-0-4151.354	CORP BOND - WALT DISNEY 9/1/29 #FL5	1,150.00	1,150.00
0-0-4151.369	CORP BOND - CATERPILLAR DUE 5/15/25 #2C0	391.50	391.50
0-0-4151.377	CORP BOND - TRUIST FIN 8/5/25 #AA0	-	437.47
0-0-4151.402	CORP BOND - EQUINOR ASA 4/6/30 #AF9	1,570.83	1,570.83
0-0-4151.405	CORP BOND - BAT CAPITAL 3/25/28 #BR5	395.33	395.33
0-0-4151.419	CORP BOND - VERIZON COM #FU3 DUE 11/20/2	-	1,890.00
0-0-4151.422	CORP BOND - COCA COLA #CV0 6/1/30	-	(14.30)

(This statement is continued on the following pages.)

Park Ridge Police Pension Fund
Revenue Report (Continued)
For the Three Months Ended March 31, 2021

		<u>Current Month</u>	<u>Year to Date</u>
Income Fixed Income Securities (Continued)			
Income Corporate Bonds (Continued)			
0-0-4151.430	CORP BOND - GOLDMAN SACHS 1/27/32 #XR0	\$ -	\$ 577.68
0-0-4151.431	CORP BOND - AMGEN INC 2/21/27 #CT5	244.45	1,517.52
0-0-4151.435	CORP BOND - CANADIAN IMP 1/28/25 #LZ5	-	1,080.00
0-0-4151.442	CORP BOND - PACIFIC GAS 3/10/23 #JS7	539.97	539.97
0-0-4151.443	CORP BOND - BANK OF AMER 3/11/27 #JQ3	1,062.88	1,062.88
0-0-4151.446	CORP BOND - CHARLES SCHWAB 3/20/28 #BP9	1,110.00	1,110.00
0-0-4151.447	CORP BOND - UNITEDHEALTH 7/15/25 #CP5	453.75	3,116.25
0-0-4151.448	CORP BOND - AT&T 3/25/26 #ML3	535.50	535.50
0-0-4151.450	CORP BOND - AMERICAN HONDA 3/24/28 #DW8	380.00	380.00
0-0-4151.453	CORP BOND - JPMORGAN CHASE 2/4/32 #BX3	-	156.24
0-0-4151.456	CORP BOND - COCA COLA 3/15/28 #DD9	295.00	320.56
0-0-4151.458	CORP BOND - BANK OF AMER 7/22/27 #JS9	153.22	2,508.57
0-0-4151.461	CORP BOND - CAPITAL ONE 1/29/24 #CA1	327.71	1,400.21
0-0-4151.466	CORP BOND - UNITEDHEALTH 5/15/31 #ED0	-	130.72
0-0-4151.467	CORP BOND - GOLDMAN SACHS 3/9/27 #YA6	2,203.74	2,203.74
0-0-4151.476	CORP BOND - FIFTH THIRD 1/25/24 #CX6	-	2,299.50
0-0-4151.477	CORP BOND - KEYCORP 4/6/27 #EK5	-	338.25
0-0-4151.481	CORP BOND - EXXON MOBIL 3/19/25 #BH4	2,413.54	2,413.54
0-0-4151.482	CORP BOND - CHEVRON 5/16/26 #BL3	398.79	398.79
0-0-4151.483	CORP BOND - MASTERCARD 3/26/27 #AR5	1,155.00	1,891.08
0-0-4151.489	CORP BOND - MERCK & CO 2/10/25 #AR6	60.50	1,573.00
0-0-4151.490	CORP BOND - MICROSOFT 8/8/26 #BR4	-	1,320.00
0-0-4151.491	CORP BOND - INTERNATIONAL 2/12/24 #HU8	-	1,812.50
0-0-4151.493	CORP BOND - WALT DISNEY 1/13/26 #FV3	-	700.00
0-0-4151.495	CORP BOND - FLORIDA POW 4/1/25 #FZ5	973.75	973.75
0-0-4151.497	CORP BOND - INTEL 7/29/25 #AS9	307.31	1,509.81
0-0-4151.499	CORP BOND - CROWN CASTLE 7/15/26 #AV3	-	367.50
0-0-4151.501	CORP BOND - PHILIP MORRIS 2/25/26 #BT5	-	756.25
0-0-4151.502	CORP BOND - ALTRIA 2/14/29 #BD4	-	1,200.00
0-0-4151.504	CORP BOND - BROADCOM 9/15/26 #AN1	311.31	500.79
0-0-4151.505	CORP BOND - MCDONALDS 7/1/25 #FN9	-	577.50
0-0-4151.506	CORP BOND - BP CAPITAL 1/16/27 #AV2	-	527.98
0-0-4151.507	CORP BOND - CSX CORP 3/1/28 #HJ5	570.00	570.00
0-0-4151.508	CORP BOND - BANK OF AMER 3/15/25 #HR3	432.25	432.25
0-0-4151.510	CORP BOND - ABBVIE 11/21/26 #BV0	-	114.72
0-0-4151.512	CORP BOND - APPLE 8/5/28 #EH9	-	316.32
0-0-4151.513	CORP BOND - HONEYWELL 9/1/31 #CF1	-	57.56
0-0-4151.515	CORP BOND - PNC FINANCIAL 8/13/26 #BB0	-	345.00
0-0-4151.516	CORP BOND - NORTHROP 1/15/28 #BN1	-	731.25
0-0-4151.517	CORP BOND - TORONTO DOM 9/10/26 #ZG0	543.75	543.75
0-0-4151.518	CORP BOND - BK OF NEW YORK 10/24/24 #AL1	-	182.00
0-0-4151.519	CORP BOND - GENERAL MOT 1/8/26 #DD5	-	1,293.75
0-0-4151.520	CORP BOND - APPLE 9/11/29 #DP2	1,705.00	1,705.00
0-0-4151.521	CORP BOND - VERIZON COMM 3/22/28 #GH1	2,916.31	2,916.31
0-0-4151.524	CORP BOND - PROCTOR & GAM 3/25/30 #FH7	863.33	176.16
0-0-4151.528	CORP BOND - APPLE INC 2/8/28 #EC0	-	387.77
0-0-4151.529	CORP BOND - UNITEDHEALTH 5/15/30 #DX7	-	(113.67)
0-0-4151.531	CORP BOND - US BANCORP 1/27/33 #JD3	-	65.58
0-0-4151.532	CORP BOND - PROCTER & GAM 2/1/32 #FW4	-	27.73
0-0-4151.536	CORP BOND - WELLS FARGO 3/2/33 #2U6	96.50	96.50
0-0-4151.537	CORP BOND - BERKSHIRE HATH 3/15/32 #DA6	54.94	54.94
0-0-4151.538	CORP BOND - WELLS FARGO 2/11/31 #2J1	14.29	14.29
0-0-4151.540	CORP BOND - CAPITAL ONE 12/6/24 #CK9	(221.60)	(221.60)
Total Income Corporate Bonds		41,823.30	83,453.50

(This statement is continued on the following pages.)

Park Ridge Police Pension Fund
 Revenue Report (Continued)
 For the Three Months Ended March 31, 2021

		<u>Current Month</u>	<u>Year to Date</u>
Income Fixed Income Securities (Continued)			
Income Certificates of Deposit			
0-0-4152.019	CD - WELLS FARGO BK SIOUX FALLS #UY0	\$ 991.50	\$ 1,392.32
0-0-4152.021	CD - CITIBANK SOUIX FALLS #W47	-	198.42
0-0-4152.036	CD - JPMORGAN CHASE BK DUE 12/4/23 #RZA	169.23	169.23
Total Income Certificates of Deposit		<u>1,160.73</u>	<u>1,759.97</u>
Income US Treasury Notes			
0-0-4252.060	US TREAS NOTE #V98 DUE 2/15/27	-	2,252.69
0-0-4252.074	US TREAS NOTE #6T2 DUE 5/15/29	-	22.44
0-0-4252.089	US TREAS NOTE #Z78 DUE 1/31/27	1,081.87	420.05
0-0-4252.101	US TREAS NOTE #AH4 DUE 8/31/27	-	1,286.09
0-0-4252.103	US TREAS NOTE #3J7 DUE 11/30/24	-	76.19
0-0-4252.104	US TREAS NOTE #AJ0 DUE 8/31/25	68.36	1,060.76
0-0-4252.105	US TREAS NOTE #AU5 DUE 10/31/27	-	355.52
0-0-4252.121	US TREAS NOTE #CW9 DUE 8/31/26	-	1,363.09
0-0-4252.122	US TREAS NOTE #CV1 DUE 8/31/28	-	2,381.87
0-0-4252.123	US TREAS NOTE #CX7 DUE 9/15/24	-	1,268.48
0-0-4252.128	US TREAS NOTE #DJ7 DUE 11/15/31	-	1,508.46
0-0-4252.129	US TREAS NOTE #DL2 DUE 11/30/28	-	146.08
0-0-4252.130	US TREAS NOTE #DR9 DUE 12/31/23	-	163.20
0-0-4252.131	US TREAS NOTE #DQ1 DUE 12/31/26	-	13.26
0-0-4252.132	US TREAS NOTE #DS7 DUE 1/15/25	-	678.89
0-0-4252.133	US TREAS NOTE #DV0 DUE 1/31/24	(1,306.01)	(1,261.56)
0-0-4252.134	US TREAS NOTE #P38 DUE 1/31/23	-	99.82
0-0-4252.135	US TREAS NOTE #DW8 DUE 1/31/29	812.45	508.67
0-0-4252.136	US TREAS NOTE #DY4 DUE 2/15/32	406.02	314.18
0-0-4252.137	US TREAS NOTE #DZ1 DUE 2/15/25	137.36	(64.23)
0-0-4252.138	US TREAS NOTE #EC1 DUE 2/28/27	(213.59)	(213.59)
Total Income US Treasury Notes		<u>986.46</u>	<u>12,380.36</u>
Income Federal Farm Credit Bank			
0-0-4284.038	FFCB #ER3 DUE 3/28/34	233.64	233.64
0-0-4284.084	FFCB #BW9 DUE 1/21/32	-	484.50
0-0-4284.086	FFCB #FJ4 DUE 12/1/31	(274.72)	(274.72)
0-0-4284.088	FFCB #HX7 DUE 4/29/26	-	1,710.63
0-0-4284.089	FFCB #6C1 DUE 9/22/31	-	1,237.04
0-0-4284.090	FFCB #HC7 DUE 12/14/26	-	1,358.04
0-0-4284.091	FFCB #JA9 DUE 12/21/34	-	480.25
0-0-4284.093	FFCB #KX7 DUE 1/17/25	-	17.42
0-0-4284.094	FFCB #5S7 DUE 3/20/29	1,082.30	366.78
0-0-4284.095	FFCB #LP3 DUE 1/19/34	-	(162.03)
0-0-4284.096	FFCB #RY4 DUE 6/27/29	-	(444.93)
0-0-4284.097	FFCB #WK8 DUE 7/25/29	-	(103.91)
0-0-4284.100	FFCB #PV6 DUE 2/23/37	(447.53)	(447.53)
0-0-4284.102	FFCB #FG6 DUE 4/1/39	-	(2,176.01)
0-0-4284.103	FFCB #PM6 DUE 2/23/35	(108.88)	(108.88)
0-0-4284.104	FFCB #XQ7 DUE 8/23/38	(303.00)	(303.00)
0-0-4284.105	FFCB #V22 DUE 11/21/33	(3,903.36)	(3,903.36)
Total Income Federal Farm Credit Bank		<u>(3,721.55)</u>	<u>(2,036.07)</u>
Income Fed Home Loan Mort Corp			
0-0-4285.034	FHLMC NOTE DUE 7/1/31 #TX5	684.65	2,082.22
0-0-4285.036	FHLMC NOTE DUE 9/15/25 #L38	737.94	146.83
Total Income Fed Home Loan Mort Corp		<u>1,422.59</u>	<u>2,229.05</u>

(This statement is continued on the following pages.)

Park Ridge Police Pension Fund
Revenue Report (Continued)
For the Three Months Ended March 31, 2021

	Current Month	Year to Date
Income Fixed Income Securities (Continued)		
Income Federal Home Loan Bank		
0-0-4286.054	\$ 6,581.25	\$ 6,581.25
0-0-4286.059	-	4,981.67
0-0-4286.065	6,708.33	5,155.55
0-0-4286.072	-	575.00
0-0-4286.075	-	(427.01)
0-0-4286.076	-	1,018.57
0-0-4286.077	-	104.13
0-0-4286.078	-	433.97
0-0-4286.079	-	178.82
0-0-4286.080	-	125.00
0-0-4286.083	-	187.50
0-0-4286.089	-	76.87
0-0-4286.090	423.30	647.40
0-0-4286.092	1,580.11	1,580.11
0-0-4286.094	-	(561.46)
0-0-4286.095	61.11	61.11
0-0-4286.096	-	(38.33)
0-0-4286.098	(98.18)	(98.18)
Total Income Federal Home Loan Bank	15,255.92	20,581.97
Income Federal National Mortgage Association		
0-0-4287.019	219.77	675.49
0-0-4287.020	564.62	564.62
0-0-4287.021	-	741.75
0-0-4287.022	-	(2.40)
0-0-4287.023	(184.30)	(184.30)
Total Income Federal National Mortgage Association	600.09	1,795.16
Change in Accrued Interest Receivable		
0-0-4295.001	(20,370.56)	(20,370.56)
Total Change in Accrued Interest Receivable	(20,370.56)	(20,370.56)
Total Interest Income Fixed Income Securities	37,156.98	99,793.38
Gains (Losses) on Fixed Income Securities		
0-0-4300.001	(724,373.23)	(724,373.23)
0-0-4400.001	(162,401.88)	(405,298.18)
Total Gains (Losses) on Fixed Income Securities	(886,775.11)	(1,129,671.41)
Total Income Fixed Income Securities	(849,618.13)	(1,029,878.03)
Income Equity Securities		
Income Mutual Funds		
Income/Dividend Mutual Funds		
0-0-4550.010	6,454.08	14,072.61
Total Income/Dividend Mutual Funds	6,454.08	14,072.61
Income/Gain (Loss) Mutual Funds		
0-0-4560.004	(170,116.83)	(170,116.83)
0-0-4560.006	(1,102,112.23)	(1,102,112.23)
0-0-4560.008	(29,335.20)	(29,335.20)
0-0-4560.010	(7,104.47)	(7,104.47)
0-0-4560.014	(469,336.30)	(469,336.30)

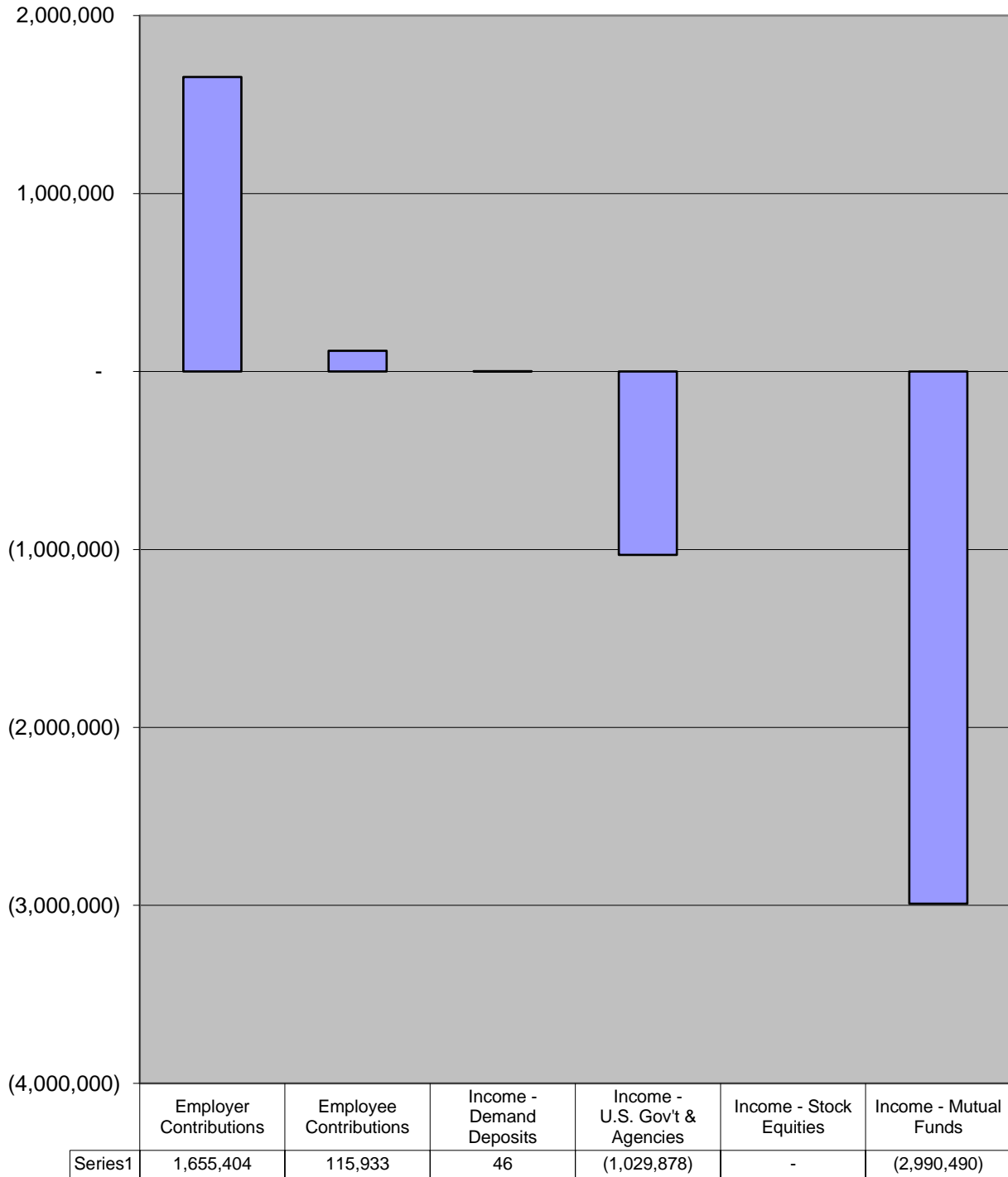
(This statement is continued on the following page.)

Park Ridge Police Pension Fund
Revenue Report (Continued)
For the Three Months Ended March 31, 2021

	<u>Current Month</u>	<u>Year to Date</u>
Income Equity Securities (Continued)		
Income Mutual Funds (Continued)		
Income/Gain (Loss) Mutual Funds (Continued)		
0-0-4560.015	VAN - GL - VANGUARD GROWTH INDEX FUND	\$ (364,327.58) \$ (364,327.58)
0-0-4560.016	VAN - GL - VANGUARD DEVEL MARKETS INDX	(170,608.99) (170,608.99)
0-0-4560.017	VAN - GL - VANGUARD SMALL CAP INDEX	(339,006.08) (339,006.08)
0-0-4560.021	MSSB - GL - FIDELITY ADV INTL SM CAP	(47,221.88) (47,221.88)
0-0-4560.022	MSSB - GL - VIRTRUS KAR INTL SMALL CAP	(149,580.05) (149,580.05)
0-0-4560.023	MSSB - GL - FIDELITY ADV GRW OPPORT	(155,812.84) (155,812.84)
	Total Income/Gain (Loss) Mutual Funds	<u>(3,004,562.45) (3,004,562.45)</u>
	Total Income Mutual Funds	<u>(2,998,108.37) (2,990,489.84)</u>
	Total Income Equity Securities	<u>(2,998,108.37) (2,990,489.84)</u>
	Total Income Cash and Investments	<u>(3,847,709.79) (4,020,321.94)</u>
TOTAL REVENUES		<u><u>\$ (2,663,908.09) \$ (2,248,984.09)</u></u>

(See accountant's compilation report.)

**Park Ridge Police Pension Fund
Revenues
For the Three Months Ended March 31, 2022**



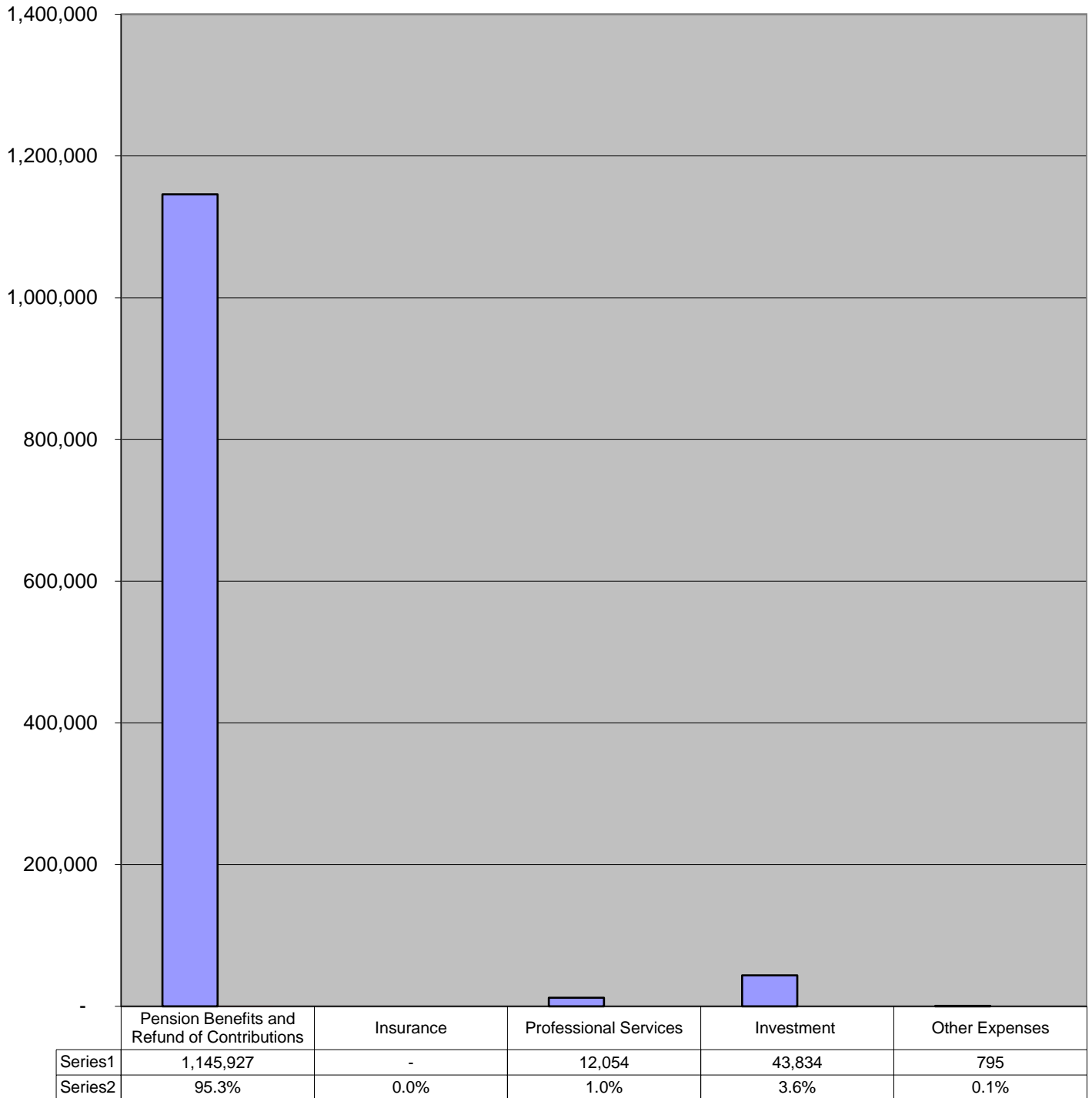
(See accountant's compilation report.)

Park Ridge Police Pension Fund
Expense Report
For the Three Months Ended March 31, 2022

		<u>Current Month</u>	<u>Year to Date</u>
Expenses			
Pension Benefits and Refund of Contributions			
0-0-5020.000	SERVICE PENSIONS	\$ 293,009.30	\$ 876,952.32
0-0-5030.000	NON-DUTY DISABILITY PENSIONS	6,589.67	19,769.01
0-0-5040.000	DUTY DISABILITY PENSIONS	18,413.93	55,241.79
0-0-5060.000	SURVIVING SPOUSE PENSIONS	50,180.39	150,541.17
0-0-5100.000	REFUND OF CONTRIBUTIONS	-	43,422.28
Total Pension Benefits and Refund of Contributions		<u>368,193.29</u>	<u>1,145,926.57</u>
Administrative			
Insurance			
0-0-5150.001	FIDUCIARY INSURANCE	-	-
Total Insurance		<u>-</u>	<u>-</u>
Professional Services			
0-0-5170.001	ACTUARIAL SERVICES	-	2,780.00
0-0-5170.003	ACCOUNTING & BOOKKEEPING SERV	-	6,615.00
0-0-5170.004	MEDICAL SERVICES	459.00	459.00
0-0-5170.005	LEGAL SERVICES	-	2,200.00
Total Professional Services		<u>459.00</u>	<u>12,054.00</u>
Investment			
0-0-5190.001	INVESTMENT MGR/ADVISOR FEES	-	43,833.83
Total Investment		<u>-</u>	<u>43,833.83</u>
Other Expenses			
0-0-5290.025	CONFERENCE/SEMINAR FEES	-	-
0-0-5290.026	ASSOCIATION DUES	-	795.00
0-0-5290.027	TRAVEL EXPENSE	-	-
0-0-5290.034	IDOI FILING FEE EXPENSE	-	-
0-0-5290.035	OTHER EXPENSE	-	-
Total Other Expenses		<u>-</u>	<u>795.00</u>
Total Administrative		<u>459.00</u>	<u>56,682.83</u>
TOTAL EXPENSES		<u>\$ 368,652.29</u>	<u>\$ 1,202,609.40</u>

(See accountant's compilation report.)

**Park Ridge Police Pension Fund
Expenses
For the Three Months Ended March 31, 2022**



(See accountant's compilation report.)

Park Ridge Police Pension Fund
Member Contribution Report
For the Fiscal Year Ended December 31, 2022

Name	Actual Entry Date	Updated Entry Date for Purchase of Service Credit	Term/Retire Date	Thru Prior Fiscal Year	Current Fiscal Year	Refunds	Total Contributions	(1) After-Tax Portion	(2) Pre-Tax Portion
Alduino, Amanda	9/1/2021		**	\$ 2,466.51	\$ 1,783.02	\$ -	\$ 4,249.53	\$ -	\$ 4,249.53
Anderson, John C	07/09/01			164,514.54	2,830.48	-	167,345.02	-	167,345.02
Aptisheva, Elitsa	01/06/17		02/16/17 **	764.47	-	-	764.47	-	764.47
Boesche, Matthew E	10/30/20		03/26/21 **	3,179.72	-	-	3,179.72	-	3,179.72
Boduch, Eryk	11/01/21		**	1,188.68	1,783.02	-	2,971.70	-	2,971.70
Brown, Ryan	08/28/18		**	26,646.56	1,948.32	-	28,594.88	-	28,594.88
Burke, Robert	03/29/18		03/31/22 **	28,828.20	1,936.16	-	30,764.36	-	30,764.36
Cacioppo, David M	07/09/01			159,795.81	2,396.92	-	162,192.73	-	162,192.73
Czworniak, Elle	09/15/17		**	33,189.82	1,992.92	-	35,182.74	-	35,182.74
Delfosse, Jean P	09/13/99			181,392.02	2,635.98	-	184,028.00	-	184,028.00
DiSanti, James	01/05/18		03/30/18 **	1,461.44	-	-	1,461.44	-	1,461.44
Dorner, John A	01/11/99		01/13/22	171,037.78	591.79	-	171,629.57	-	171,629.57
Dorsey, Sean	02/11/11	11/11/09	* &	102,855.64	2,263.66	-	105,119.30	400.71	104,718.59
Doucet, Jason J	07/08/02			152,795.07	2,350.62	-	155,145.69	-	155,145.69
Dziubla, Tyler	07/27/20		**	10,426.15	1,783.02	-	12,209.17	-	12,209.17
Farley, Frederick	03/15/21		**	5,623.88	1,669.56	-	7,293.44	-	7,293.44
Faso, Mario A	04/07/03			150,434.03	2,578.33	-	153,012.36	-	153,012.36
Fitzgerald, Michael	06/21/18		**	26,940.52	1,891.56	-	28,832.08	-	28,832.08
Garcia, Leonardo	01/03/00			166,458.69	2,368.30	-	168,826.99	-	168,826.99
Genualdi, Julie A	09/08/98		\$\$	170,353.56	2,362.24	-	172,715.80	-	172,715.80
Hahn-Bee, Ruth	01/09/06	01/09/04	&	174,384.98	2,503.86	-	176,888.84	5,004.07	171,884.77
Hildebrant, Eric S	10/06/97			193,542.40	2,635.98	-	196,178.38	-	196,178.38
Juarez, Ana	01/03/14		**	66,820.21	2,427.42	-	69,247.63	-	69,247.63
Kadzielawa, Angelina K	01/21/20		**	15,160.28	1,883.11	-	17,043.39	-	17,043.39
Kampwirth, Robert	05/01/94			214,992.89	3,335.69	-	218,328.58	-	218,328.58
Kearns, Daniel	06/02/08			110,527.35	2,270.52	-	112,797.87	-	112,797.87
King, Kenneth J	04/07/03			146,953.36	2,325.85	-	149,279.21	-	149,279.21
Koller, Jeffrey W	01/05/04			143,053.98	2,344.94	-	145,398.92	-	145,398.92
LaFrancis, David P	01/10/05			134,634.86	2,270.52	-	136,905.38	-	136,905.38
Lauria, Frank T	01/10/05			134,792.83	2,318.28	-	137,111.11	-	137,111.11
Ledford, Steven	06/18/21		**	3,670.37	1,620.36	-	5,290.73	-	5,290.73
Luehr, Michael D	09/13/99			175,553.31	2,817.78	-	178,371.09	-	178,371.09
Lynch, Gary	12/18/18			23,937.42	1,961.54	-	25,898.96	-	25,898.96
Marczyk, Bart	01/06/17		**	38,044.97	1,998.97	-	40,043.94	-	40,043.94
McEwen, Timothy J	05/10/04			139,766.36	2,325.85	-	142,092.21	-	142,092.21
McGannon, Matthew J	05/06/02			153,062.32	2,325.85	-	155,388.17	-	155,388.17
Moehrlin, Jon	09/11/00		\$\$\$	162,107.28	2,372.16	-	164,479.44	-	164,479.44
Moravet, Andrei	01/05/15		**	56,415.04	2,135.36	-	58,550.40	-	58,550.40
Noffz, Raymond	12/28/21		**	-	1,565.30	-	1,565.30	-	1,565.30
Orta, Gregory	10/06/97			180,936.64	2,396.92	-	183,333.56	-	183,333.56
Panizo, Juan	08/28/06			123,858.98	2,315.94	-	126,174.92	-	126,174.92
Pavone, Francesco	03/29/18		**	28,658.07	1,926.25	-	30,584.32	-	30,584.32

(This statement is continued on the following page.)

Park Ridge Police Pension Fund
Member Contribution Report (Continued)
For the Fiscal Year Ended December 31, 2022

Name	Actual Entry Date	Updated Entry Date for Purchase of Service Credit	Term/Retire Date	Thru Prior Fiscal Year	Current Fiscal Year	Refunds	Total Contributions	(1) After-Tax Portion	(2) Pre-Tax Portion
Pearson, Scott W	06/21/18			\$ 27,173.20	\$ 1,910.49	\$ -	\$ 29,083.69		\$ 29,083.69
Peterson, Benjamin J	06/15/02			153,474.03	2,325.85	-	155,799.88	-	155,799.88
Raitano, Anthony R	09/30/96			183,138.98	2,362.25	-	185,501.23	-	185,501.23
Rechlicz, Thomas B	05/04/99	01/18/95		198,281.65	2,372.14	-	200,653.79	-	200,653.79
Richards, Quentin	12/30/15		07/30/21	** 43,422.28	-	43,422.28	-	-	-
Robert, Remoh R.	04/09/07			119,941.85	2,457.18	-	122,399.03	-	122,399.03
Ryan, Kevin P	09/08/98			174,054.28	2,362.26	-	176,416.54	-	176,416.54
Snieg, Peter	05/24/21			** 4,606.13	1,783.02	-	6,389.15	-	6,389.15
Stephens, Mitchell	12/30/15			** 46,820.58	2,054.02	-	48,874.60	-	48,874.60
Stopka, Steven G	05/10/04			139,223.58	2,325.85	-	141,549.43	-	141,549.43
Sweeney, Michael	02/15/21			** 6,537.74	1,803.52	-	8,341.26	-	8,341.26
Szwejkowski, Artur	10/14/19			** 17,349.33	1,891.56	-	19,240.89	-	19,240.89
Taylor, Emery	01/05/18			** 30,773.77	2,427.42	-	33,201.19	1,171.12	32,030.07
Tello, Marco	10/04/21			** 1,783.02	1,783.02	-	3,566.04	-	3,566.04
Thara, John	07/06/16		11/29/16	** 2,478.42	-	-	2,478.42	-	2,478.42
Ware, Eugene A	03/20/00			177,779.60	2,830.48	-	180,610.08	-	180,610.08
TOTALS				\$ 5,308,065.43	\$ 115,933.41	\$ 43,422.28	\$ 5,380,576.56	\$ 6,575.90	\$ 5,374,000.66

(1) Nontaxable Portion of Contribution Refund (Prior to 7/1/84)

(2) Taxable Portion of Contribution Refund

* This member was hired on or after 1/1/11 but this member is a Tier 1 member because this member was a member under the Statute prior to 1/1/11.

** This member was hired on or after 1/1/11 for the first time under the Statute; therefore, this member is a Tier 2 member.

& Contributions and Entry Date reflect transfer of service from IMRF, other Article 3 Funds, repayment of refund or purchase of military service time

\$\$ This member has a break in service of 244 disability days

\$\$\$ This member has a break in service for 1/13/19, 1/16/19 and 1/17/19.

(See accountant's compilation report.)

Park Ridge Police Pension Fund
Summary of Property Tax Receipts through December 31, 2022

	2021 Taxes	2020 Taxes	2019 Taxes	2018 Taxes	2017 Taxes
1/18/2022	-	0.66	-	-	-
1/25/2022	-	891.96	-	-	-
1/28/2022	-	16,418.32	-	(1,718.46)	-
1/31/2022	-	0.72	-	-	-
2/4/2022	-	862.99	(147.03)	(123.71)	(117.43)
2/7/2022	-	832.32	-	-	-
2/8/2022	-	4,034.37	-	-	-
2/14/2022	8,371.23	(94.62)	-	-	-
2/15/2022	-	8,457.70	-	-	-
2/17/2022	20,882.53	(1.41)	-	(246.22)	(508.12)
2/18/2022	-	-	354.39	-	-
2/23/2022	213,394.29	-	-	-	-
2/25/2022	-	8,314.99	-	-	-
2/28/2022	267,400.43	-	-	-	-
3/2/2022	109,873.22	(622.89)	(387.56)	(401.48)	(477.94)
3/4/2022	639,199.96	-	-	-	-
3/9/2022	51,074.66	-	-	(175.34)	-
3/10/2022	-	-	-	-	1.60
3/11/2022	300,991.78	-	-	-	-
3/15/2022	-	-	1,504.35	-	0.04
3/17/2022	39,008.97	-	-	-	-
3/24/2022	-	32.40	91.22	81.50	75.00
3/29/2022	5,421.91	-	-	-	-
Fiscal Year Ended December 31, 2022	<u>\$ 1,655,618.98</u>	<u>\$ 39,127.51</u>	<u>\$ 1,415.37</u>	<u>\$ (2,583.71)</u>	<u>\$ (1,026.85)</u>
Fiscal Year Ended December 31, 2021		<u>\$ 1,885,135.83</u>	<u>\$ (202.36)</u>	<u>\$ (2,781.51)</u>	<u>\$ (1,019.21)</u>
Fiscal Year Ended April 30, 2021		<u>\$ 1,251,020.71</u>	<u>\$ 1,243,442.06</u>	<u>\$ 1,717.57</u>	<u>\$ (3,268.51)</u>
Fiscal Year Ended April 30, 2020			<u>\$ 1,320,851.01</u>	<u>\$ 1,223,247.66</u>	<u>\$ (1,908.58)</u>
Fiscal Year Ended April 30, 2019				<u>\$ 1,243,892.38</u>	<u>\$ 1,178,099.80</u>
Fiscal Year Ended April 30, 2018					<u>\$ 1,153,974.36</u>
SUMMARY	2021 Taxes	2020 Taxes	2019 Taxes	2018 Taxes	2017 Taxes
TOTAL COLLECTED	<u>\$ 1,655,618.98</u>	<u>\$ 3,175,284.05</u>	<u>\$ 2,565,506.08</u>	<u>\$ 2,463,492.39</u>	<u>\$ 2,324,851.01</u>
TAX LEVIED	<u>*</u>	<u>\$ 3,221,160.00</u>	<u>\$ 2,612,226.00</u>	<u>\$ 2,489,947.00</u>	<u>\$ 2,359,219.00</u>
TAX EXTENDED	<u>*</u>	<u>\$ 3,221,160.00</u>	<u>\$ 2,612,226.00</u>	<u>\$ 2,489,947.00</u>	<u>\$ 2,359,219.00</u>
% COLLECTED	<u>*</u>	<u>98.58%</u>	<u>98.21%</u>	<u>98.94%</u>	<u>98.54%</u>
EXTENDED LESS COLLECTED	<u>*</u>	<u>\$ 45,875.95</u>	<u>\$ 46,719.92</u>	<u>\$ 26,454.61</u>	<u>\$ 34,367.99</u>

(See accountant's compilation report.)

Park Ridge Police Pension Cash Projections FYE 12-31-2022
Morgan Stanley Bank Account #918793 & 918766

Starting Date 1/1/2022

	Beginning	Jan-22	Feb-22	Mar-22	Apr-22	May-22	Jun-22	Jul-22	Aug-22	Sep-22	Oct-22	Nov-22	Dec-22	Total
Cash on Hand (beginning of month)	766,115	766,115	403,402	627,823	1,460,202	1,232,619	996,436	679,063	340,290	5,021	373,547	630,773	320,204	
CASH RECEIVED														
Member Contributions		39,145	38,341	38,447	40,600	40,000	59,000	39,000	37,500	37,800	40,000	38,700	57,800	506,333
Property Taxes		15,593	531,399	1,145,355	100,000	100,000	-	-	-	700,000	600,000	20,000	5,000	3,217,347
Investment Income		9	6	4	10	10	10	10	10	5	5	10	10	99
Other Revenue		-	-	-	-	-	-	-	-	-	-	-	21,880	21,880
Wire Transfers In		13,402	34,463	17,225	-	-	-	-	-	-	-	-	-	65,090
TOTAL CASH RECEIVED		68,149	604,209	1,201,031	140,610	140,010	59,010	39,010	37,510	737,805	640,005	58,710	84,690	3,810,749
Total Cash Available	766,115	834,264	1,007,611	1,828,854	1,600,812	1,372,629	1,055,446	718,073	377,800	742,826	1,013,552	689,483	404,894	
CASH DISBURSED														
Pension Payments		366,118	368,193	368,193	368,193	368,193	368,383	368,383	369,279	369,279	369,279	369,279	369,279	4,422,051
Pension Refunds		43,422	-	-	-	-	-	-	-	-	-	-	-	43,422
Other Expenses		2,540	11,595	459	-	8,000	8,000	9,400	3,500	-	13,500	-	12,200	69,194
Wire Transfers Out		18,782	-	-	-	-	-	-	-	-	-	-	-	18,782
TOTAL CASH DISBURSED		430,862	379,788	368,652	368,193	376,193	376,383	377,783	372,779	369,279	382,779	369,279	381,479	4,553,449
Wire Transfers Out		-	-	-	-	-	-	-	-	-	-	-	-	-
Cash on Hand (end of month)	766,115	403,402	627,823	1,460,202	1,232,619	996,436	679,063	340,290	5,021	373,547	630,773	320,204	23,415	
Minimum Cash Balance**		1,292,586	1,139,364	1,105,956	1,104,579	1,128,579	1,129,149	1,133,349	1,118,337	1,107,837	1,148,337	1,107,837	1,144,437	

*Amount estimated

**Minimum Cash Balance represents 3 times the monthly Total Cash Disbursed

(See accountant's compilation report.)

**Park Ridge Police Pension Fund
Disbursement Warrant
Presented at the April 19, 2022 Board Meeting
Disbursements for the Time Period January 1, 2022 - March 31, 2022**

NOTE: Check #1784, 1785, 1790, 1791, 1793 and 1794 were checks issued to pensioners and are not listed separately below.
NOTE: Check #1786 was issued as a refund of contributions to Quentin Richards.

Check Date	Bank	Check #	Payee	Description	Account	Amount
01/07/2022	MM766	41(E)	MORGAN STANLEY SMITH BARNEY	INVESTMENT MGR/ADVISOR FEES	0-0-5190.001	\$ 2,540.06
01/19/2022	MM572	34(E)	MORGAN STANLEY SMITH BARNEY	INVESTMENT MGR/ADVISOR FEES	0-0-5190.001	22,511.71
01/27/2022	MM770	17(E)	MORGAN STANLEY SMITH BARNEY	INVESTMENT MGR/ADVISOR FEES	0-0-5190.001	18,782.06
02/28/2022	CKMSS	1787	ATWELL & ATWELL	LEGAL SERVICES	0-0-5170.005	2,200.00
02/28/2022	CKMSS	1788	SIKICH LLP	ACCOUNTING & BOOKKEEPING SERV	0-0-5170.003	6,615.00
02/28/2022	CKMSS	1789	LAUTERBACH & AMEN, LLP	ACTUARIAL SERVICES	0-0-5170.001	2,780.00
03/31/2022	CKMSS	1792	INSPE ASSOCIATES LLC	MEDICAL SERVICES	0-0-5170.004	459.00
01/31/2022	CKMSS	Direct Deposit	January 2022 benefit payments	Pension Expense		409,539.99
02/28/2022	CKMSS	Direct Deposit	February 2022 benefit payments	Pension Expense		368,193.29
03/31/2022	CKMSS	Direct Deposit	March 2022 benefit payments	Pension Expense		368,193.29
Total						<u>\$ 1,201,814.40</u>

Pursuant to Section 3-134 of the Illinois Pension Code (40 ILCS 5/3-134), the attached payments to be made by the treasurer of the Park Ridge Police Pension Fund have been approved by the Board of Trustees of the Fund at a meeting of the Board as set forth below.

Date of Board Meeting: _____

Date of Warrant: _____

APPROVED this _____ day of _____, _____, by a roll call
vote as follows:

AYES: _____
NAYS: _____
ABSENT: _____
ABSTAIN: _____

President, Board of Trustees, Park Ridge Police Pension Fund

ATTEST:

Secretary, Board of Trustees, Park Ridge Police Pension Fund

(See accountant's compilation report.)